

EC3050TE/S**CARACTERÍSTICAS**

Intuitive touchscreen

Save favorites within six independent user profiles

Easy beverage customization

Over 15 different beverage options

Insulated milk container with froth regulator

Professional-style whole bean burr grinder with stainless steel burrs

Large water tank

Height-adjustable, dual dispensing coffee spout

Cleaning and rinse container

Storage

Installation made simple

Coordinates with other Sub-Zero and Wolf appliances

Ensured dependability

ACCESORIOS

Charcoal Filter

Insulated Milk Container

Kit de cuidados

Solución descalcificadora

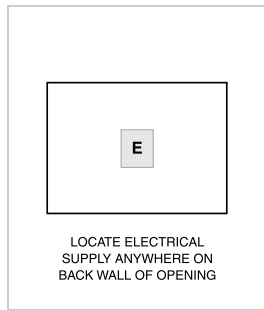
Los electrodomésticos están disponibles por medio de un comerciante autorizado. Para información del comerciante local, visite subzero-wolf.com/locator.

**OPCIONES DE TRIM DE 30"**

ESPECIFICACIONES DEL PRODUCTO

Modelo	EC3050TE/S
Dimensiones	29 7/8"W x 17 7/8"H x 19"D
Peso	76 lbs
Suministro Eléctrico	120 Vca, 60 Hz
Servicio Eléctrico	15 amp dedicated circuit
Longitud del Cable de Corriente	6 Feet
Receptáculo	3-prong grounding-type

ELÉCTRICO

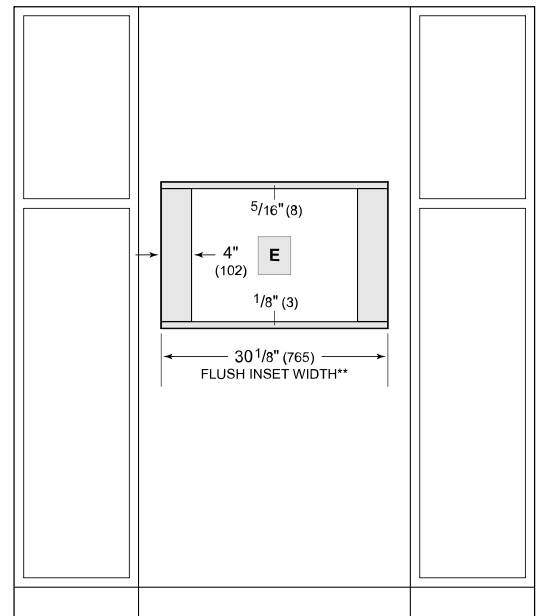
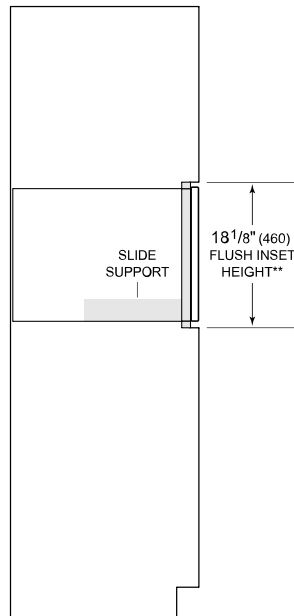
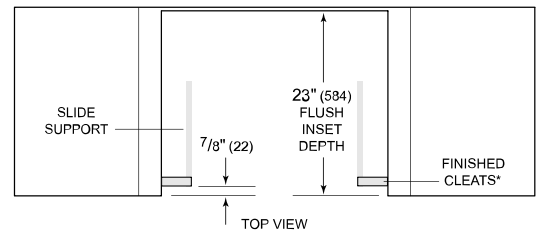


NOTE: Dimensions in parenthesis are in millimeters unless otherwise specified

DIMENSIONES



FLUSH INSTALACIÓN



*Will be visible and should be finished to match cabinetry.
 **Dimension provides minimum reveals.