

DET3650CIID



CARACTERÍSTICAS

Split Climate™ intelligent cooling system revolutionizes Sub-Zero's already-superior preservation capabilities, keeping food even fresher for longer

ClearSight™ LED lighting system fully illuminates the interior and reduces shadows

Sleek stainless accents trim the interior, matching the sophistication of the exterior

Easily customize settings—from lighting to humidity—with the tap of a finger via the conveniently accessible touch control panel

Night Mode optimizes the interior lighting based on the detected ambient light, reducing the brightness by 90% in dim environments

Lift the base of the flip-up dairy compartments to store taller items on the shelf below

Delivers fresh-tasting, filtered water through an internal dispenser located discreetly within the refrigerator

Fresh-tasting, filtered ice ready on-demand and activate Max Ice Mode to temporarily increase ice production

Position adjustable door shelves at various heights to accommodate assorted items

Nano coating lines the perimeter of each glass shelf to create a hydrophobic barrier that helps contain spills

The easily accessible NASA-inspired air purification system scrubs the air of ethylene and odor every 20 minutes

Wi-Fi enabled features provide remote access from your mobile device

Sub-Zero offers an industry-leading full two-year warranty on appliances, along with a full five-year sealed system warranty and a limited twelve-year sealed system warranty

Accepts custom panels for an integrated look within cabinetry or stainless-steel accessory panels and handles to match other Sub-Zero, Wolf, and Cove products

ACCESORIOS

Carcasa lateral inoxidable

Egg Container

Filtro de agua 4204490

Reduced Toekick Divider

Dual Installation Kits

Stainless Steel Dual Installation Kickplates

Stainless Steel Door and Drawer Panels with Pro Handle

Stainless Steel Door and Drawer Panels with Tubular Handle

Stainless Steel Pro and Tubular Handles

Los electrodomésticos están disponibles a través de un comerciante autorizado. Para información de comerciante local, visite subzero-wolf.com/locator.



HANDLE ACCESSORIES

PRO



TUBULAR



DETALLES DEL PRODUCTO

REFRIGERADOR

- LED refrigerator and freezer lights
- 4 glass refrigerator shelves (3 adjustable; 1 stationary)
- Crisper drawer with dividers and sliding cover
- 3 door bins (2 adjustable; 1 stationary)
- 1 flip-up dairy compartment

CONGELADOR

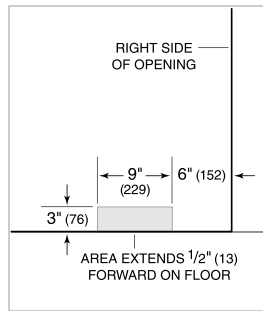
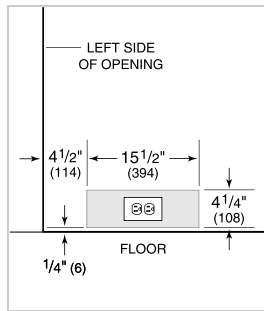
- 2 full-extension roll-out freezer drawers; one with adjustable dividers
- Automatic ice maker with removable ice container

ESPECIFICACIONES DEL PRODUCTO

Modelo	DET3650CIID
Dimensiones	36"W x 84"H x 24"D
Paso de Puertas	34 1/2"
Paso de cajón	17 3/4"
Peso	460 lbs
Capacidad de Refrigerador	13.3 cu. ft.
Capacidad de Congelador	6.3 cu. ft.
Suministro Eléctrico	115 Vca, 60 Hz
Servicio Eléctrico	circuito dedicado de 15 amperios
Receptáculo	3-prong grounding-type

ELÉCTRICO

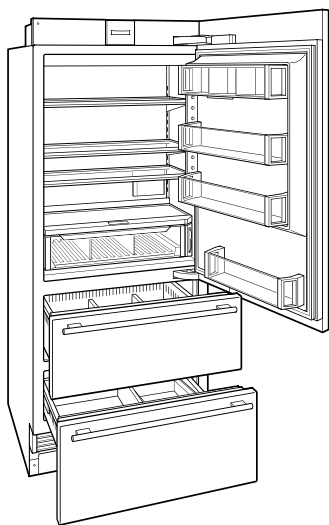
PLOMERÍA



ESPECIFICACIONES DEL PANEL Para las especificaciones completas de los paneles incluyendo la anchura y altura, peso, requerimientos de espesor y detalles de compensación visite subzero-wolf.com/integratedconfigurator.

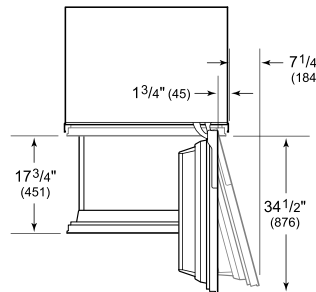
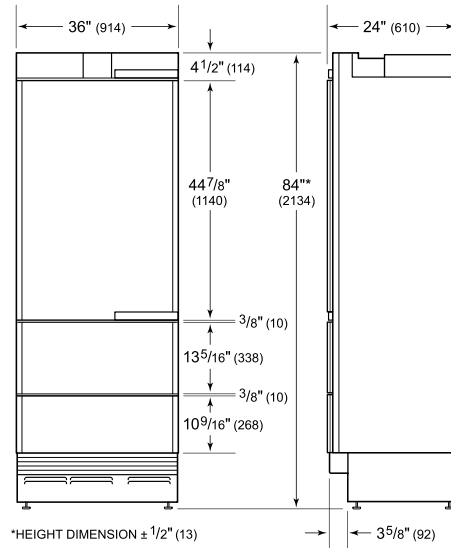
NOTE: Dimensions in parenthesis are in millimeters unless otherwise specified

VISTA INTERIOR

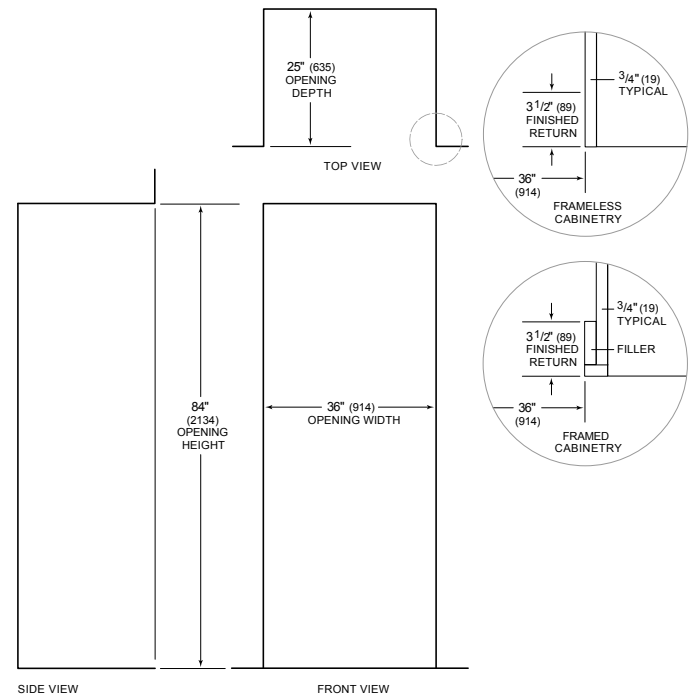


Esta ilustración es sólo para referencia y no debe representar el exterior del modelo especificado.

DIMENSIONES



STANDARD INSTALLATION



NOTE: 3 1/2" (89) finished returns will be visible and should be finished to match cabinetry