

CL4250UFDID/O



## CARACTERÍSTICAS

Split Climate™ intelligent cooling system revolutionizes Sub-Zero's already-superior preservation capabilities, keeping food even fresher for longer

ClearSight™ LED lighting system fully illuminates the interior and reduces shadows

Sleek stainless accents trim the interior, matching the sophistication of the exterior

Touch control panel is conveniently located for easy access at the tap of a finger

Night Mode optimizes the interior lighting based on the detected ambient light, reducing the brightness by 90% in dim environments

Delivers fresh, filtered water through an internal dispenser located discreetly within the refrigerator

Activate Max Ice Mode to temporarily increase ice production

Lift the base of the flip-up dairy compartments to store taller items on the shelf below

Position adjustable door bins at various heights to accommodate assorted items

The base of the expandable freezer basket conveniently slides out of the way, offering customizable storage for taller items below

Wi-Fi enabled features provide remote access from your mobile device

Accepts custom panels for an integrated look within cabinetry or stainless-steel accessory panels and handles to match other Sub-Zero, Wolf, and Cove products

Sub-Zero offers an industry-leading full two-year warranty on appliances, along with a full five-year sealed system warranty and a limited twelve-year sealed system warranty

## ACCESORIOS

Air Purification Cartridge

Pro Louvered Flush Inset Grille - 84"

Stainless Steel Flush Inset Grille Panel

Placa de protección de acero inoxidable

Rejillas para altura de acabado de 83" o 88" (84 es el estándar)

Juego de montaje de panel lateral

Los electrodomésticos están disponibles a través de un comerciante autorizado. Para información de comerciante local, visite [subzero-wolf.com/locator](https://subzero-wolf.com/locator).



## HANDLE ACCESSORIES

PRO



TUBULAR



## DETALLES DEL PRODUCTO

### REFRIGERADOR

- LED refrigerator and freezer lights
- Internal water dispenser
- 5 refrigerator door bins (3 adjustable; 2 stationary)
- 4 glass refrigerator shelves (3 adjustable; 1 stationary)
- 2 adjustable dairy compartments
- 1 refrigerator storage drawers with adjustable dividers
- 1 high-humidity crisper drawer with adjustable dividers

### CONGELADOR

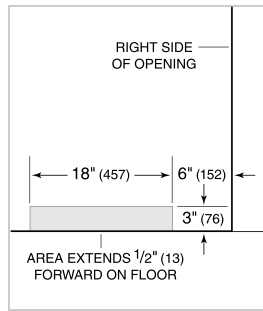
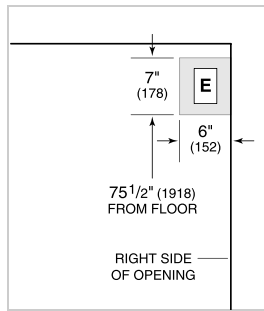
- 1 full-extension roll-out freezer drawer

**ESPECIFICACIONES DEL PRODUCTO**

Modelo	CL4250UFDID/O
Dimensiones	42"W x 84"H x 24"D
Paso de Puertas	22 1/4"
Paso de cajón	23 5/8"
Capacidad de Refrigerador	17.9 cu. ft.
Capacidad de Congelador	6.3 cu. ft.
Suministro Eléctrico	115 Vca, 60 Hz
Servicio Eléctrico	circuito dedicado de 15 amperios
Receptáculo	3-prong grounding-type

**ELÉCTRICO**

**PLOMERÍA**



**ESPECIFICACIONES DEL PANEL** Para las especificaciones completas de los paneles incluyendo la anchura y altura, peso, requerimientos de espesor y detalles de compensación visite [subzero-wolf.com/builtinconfigurator](http://subzero-wolf.com/builtinconfigurator).

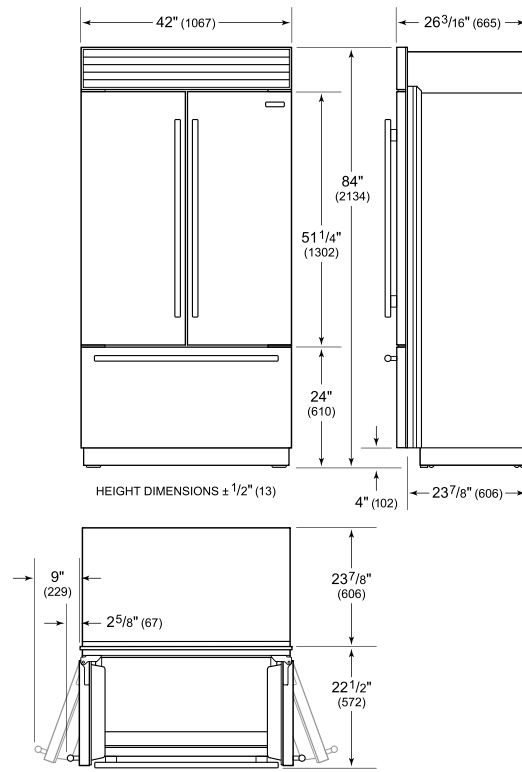
**NOTE:** Dimensions in parenthesis are in millimeters unless otherwise specified

**VISTA INTERIOR**

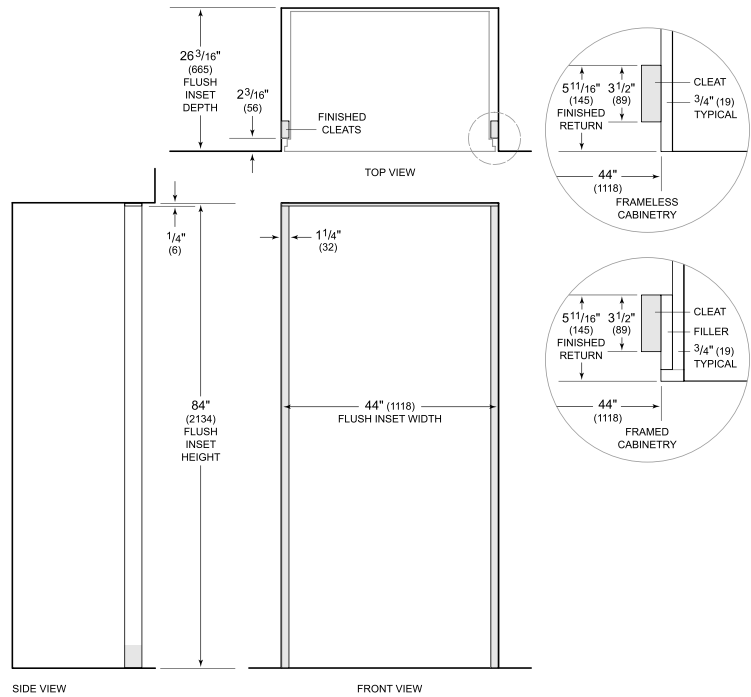


Esta ilustración es sólo para referencia y no debe representar el exterior del modelo especificado.

**DIMENSIONES**



**FLUSH INSET INSTALLATION**



**NOTE:** 3/16" (89) finished returns and shaded areas will be visible and should be finished to match cabinetry. Shaded line represents profile of unit with 3/4" (19) panel.