



Wine Storage Model 315W Design Guide



REVISED 1/2016

Contents

- 2 Wine Storage
- 3 Specifications
- 4 Custom Door Panel
- 5 Full-Scale Template
- 7 Sub-Zero Warranty

Features and specifications are subject to change at any time without notice. Visit subzero.com/specs for the most up-to-date information.

IMPORTANT NOTE: Throughout this guide, dimensions may vary by $\pm 1/8"$ (3). Dimensions in parentheses are millimeters unless otherwise specified.

Wine Storage

Wine finds a well-deserved place of honor in a Sub-Zero wine storage unit. Every detail is designed to ensure better wine preservation. Cherrywood-faced racks, soft lighting, custom cabinetry if desired—Sub-Zero helps make a wine collection an element of beauty in the home.

KEY FEATURES

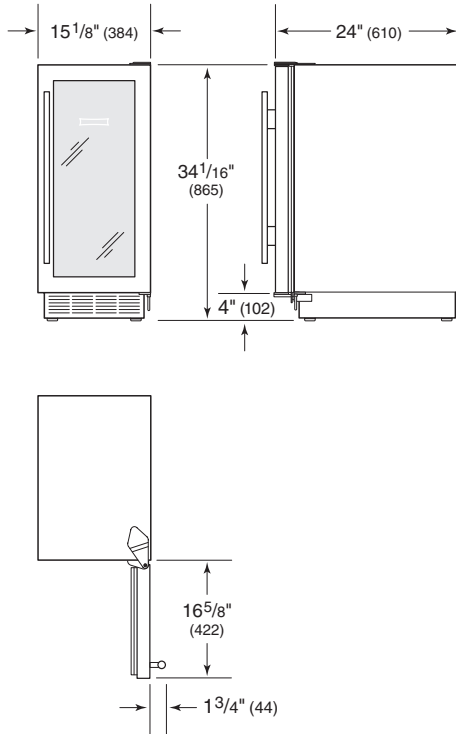
- Overlay and stainless steel design options.
- Full-view glass door.
- Discreet interior lighting.
- Wine storage unit maintains temperature, humidity and UV protection.
- Full extension, cherrywood-faced wine racks for easy access.
- Wine racks accommodate 750 ml bottles, half-bottles and magnums.

MODEL 315W



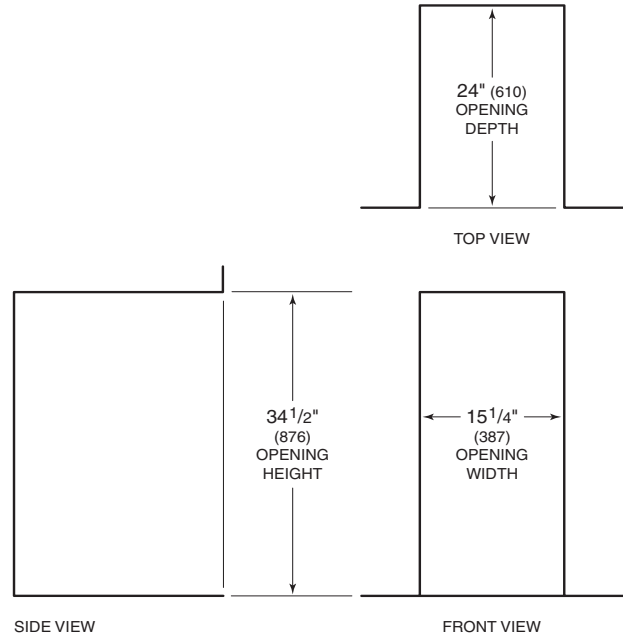
Overall Dimensions

MODEL 315W



Opening Dimensions

MODEL 315W



SPECIFICATIONS	
STORAGE CAPACITY	BOTTLES (750 ML)
315W	26
SHIPPING WEIGHT	LB (KG)
315W	118 (54)

Overall dimensions are based on the stainless steel model 315W. Refer to page 4 for door clearance information.

Electrical

The electrical supply can be located anywhere on the back wall of the opening. A separate circuit, servicing only this appliance is required. A ground fault circuit interrupter (GFCI) is not recommended and may cause interruption of operation.

Installation must comply with all applicable electrical codes.

ELECTRICAL REQUIREMENTS	
Electrical Supply	115 VAC, 60 Hz
Service	15 amp
Receptacle	3-prong grounding-type

Custom Door Panel

For overlay applications, a custom door panel and handle hardware must be provided. Do not install a solid panel over the glass door of model 315W.

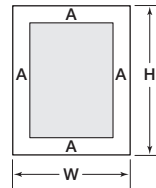
Finish all sides of the custom panel. They may be visible when the door is open or through the window of the glass door.

For model 315W, the custom door panel will attach directly to the door frame with screws through a series of pre-drilled holes.

Refer to the charts for panel requirements and dimensions.

PANEL REQUIREMENTS	
PANEL WEIGHT	MAX
315W	10 lb (5 kg)
PANEL THICKNESS	MIN
315W	5/8" (16)

OVERLAY PANEL DIMENSIONS



315W

PANEL DIMENSIONS		
MODEL	W	H
315W	15" (381)	30 ¹ / ₁₆ " (764)
STILES / RAILS	A	
Minimum	2 ¹ / ₄ " (57)	

DOOR CLEARANCE

Model 315W can be installed flush with surrounding cabinetry. Depending on the thickness of the overlay door panel, it may be necessary to install the unit 1/4" (6) beyond the front surface of adjacent cabinetry to prevent interference when the door is opened to 145°. Refer to the full-scale template on page 6.

Standard Handles

Optional stainless steel tubular and pro handles are available through an authorized Sub-Zero dealer. For local dealer information, visit the find a showroom section of our website, subzero.com.

Refer to the chart below for standard handle lengths for model 315W.

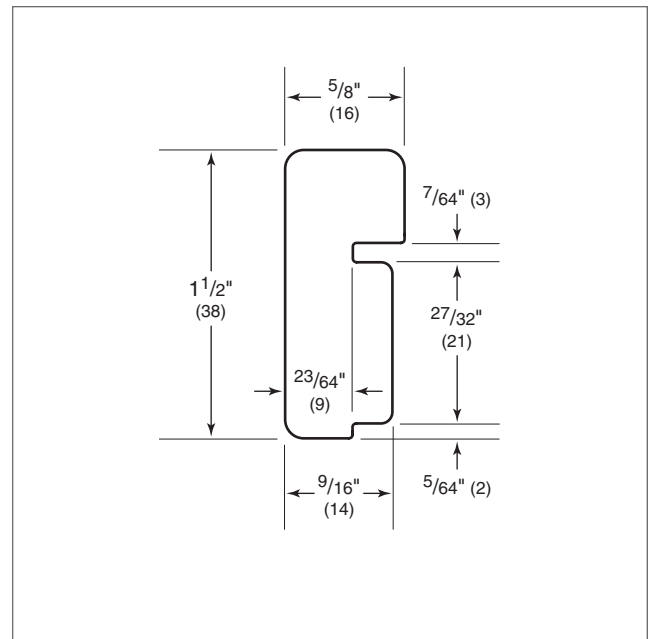
HANDLE LENGTH		
MODEL	TUBULAR	PRO
315W	24 ¹ / ₄ " (616)	22 ¹ / ₄ " (572)

Wine Rack Wood Facing

FULL-SCALE TEMPLATE

The natural cherrywood facing on wine storage racks can be stained and sealed, or replaced with wood more complementary to surrounding cabinetry. Refer to the full-scale template below for profile dimensions of the wood facing and the chart for width.

WOOD FACING WIDTH	
MODEL	WIDTH
315W	10 ¹⁵ / ₁₆ " (278)



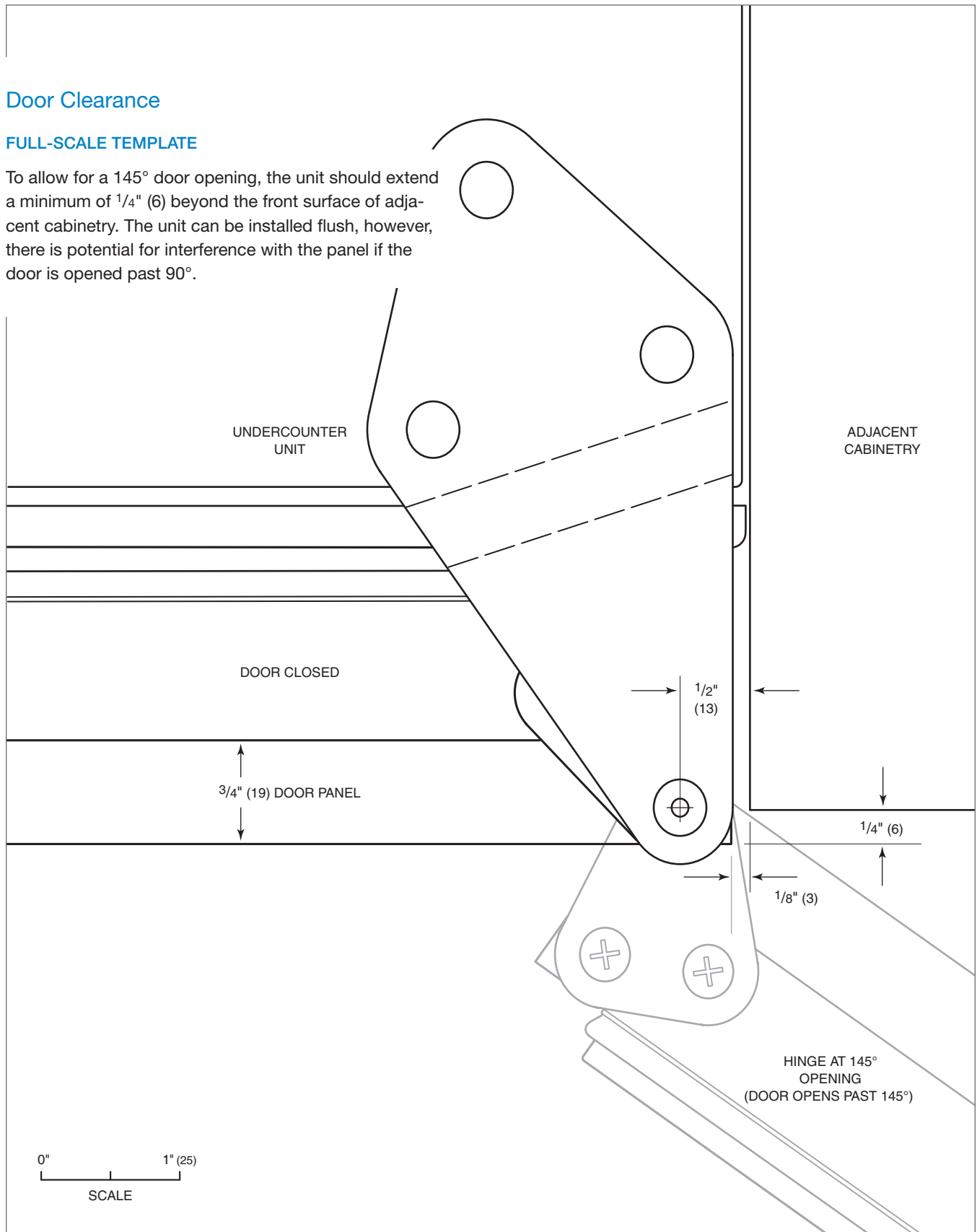
Wine rack wood facing profile.

Sub-Zero, Sub-Zero & Design, Dual Refrigeration, The Living Kitchen, Great American Kitchens The Fine Art of Kitchen Design, and Ingredients are registered trademarks and service marks of Sub-Zero, Inc. Wolf, Wolf & Design, Wolf Gourmet, W & Design and the color red as applied to knobs are registered trademarks and service marks of Wolf Appliance, Inc. All other trademarks or registered trademarks are property of their respective owners in the United States and other countries.

Door Clearance

FULL-SCALE TEMPLATE

To allow for a 145° door opening, the unit should extend a minimum of 1/4" (6) beyond the front surface of adjacent cabinetry. The unit can be installed flush, however, there is potential for interference with the panel if the door is opened past 90°.



145° door opening (top view).

Sub-Zero Residential Limited Warranty

FOR RESIDENTIAL USE

FULL TWO YEAR WARRANTY*

For two years from the date of original installation, this Sub-Zero product warranty covers all parts and labor to repair or replace, under normal residential use, any part of the product that proves to be defective in materials or workmanship. All service provided by Sub-Zero under the above warranty must be performed by Sub-Zero factory certified service, unless otherwise specified by Sub-Zero, Inc. Service will be provided during normal business hours.

FULL FIVE YEAR SEALED SYSTEM WARRANTY

For five years from the date of original installation, this Sub-Zero product warranty covers all parts and labor to repair or replace, under normal residential use, these parts that prove to be defective in materials or workmanship: compressor, condenser, evaporator, drier and all connecting tubing. All service provided by Sub-Zero under the above warranty must be performed by Sub-Zero factory certified service, unless otherwise specified by Sub-Zero, Inc. Service will be provided during normal business hours.

LIMITED TWELVE YEAR SEALED SYSTEM WARRANTY

For twelve years from the date of original installation, Sub-Zero will repair or replace the following parts that prove to be defective in materials or workmanship: compressor, condenser, evaporator, drier and all connecting tubing. If the owner uses Sub-Zero factory certified service, the service provider will repair or replace these parts with the owner paying for all other costs, including labor. If the owner uses non-certified service, the owner must contact Sub-Zero, Inc. (using the information below) to receive repaired or replacement parts. Sub-Zero will not reimburse the owner for parts purchased from non-certified service or other sources.

TERMS APPLICABLE TO EACH WARRANTY

The warranty applies only to products installed for normal residential use. The warranty applies only to products installed in any one of the fifty states of the United States, the District of Columbia or the ten provinces of Canada. This warranty does not cover any parts or labor to correct any defect caused by negligence, accident or improper use, maintenance, installation, service or repair.

THE REMEDIES DESCRIBED ABOVE FOR EACH WARRANTY ARE THE ONLY ONES THAT SUB-ZERO, INC. WILL PROVIDE, EITHER UNDER THIS WARRANTY OR UNDER ANY WARRANTY ARISING BY OPERATION OF LAW. SUB-ZERO, INC. WILL NOT BE RESPONSIBLE FOR ANY CONSEQUENTIAL OR INCIDENTAL DAMAGES ARISING FROM THE BREACH OF THIS WARRANTY OR ANY OTHER WARRANTY, WHETHER EXPRESS, IMPLIED OR STATUTORY.

Some states do not allow the exclusion or limitation of incidental or consequential damages, so the above limitation or exclusion may not apply to you. This warranty gives you specific legal rights and you may also have other legal rights that vary from state to state.

To receive parts and/or service and the name of Sub-Zero factory certified service nearest you, contact Sub-Zero, Inc., P.O. Box 44848, Madison, WI 53744; check the contact & support section of our website, subzero.com, email us at customerservice@subzero.com or call 800-222-7820.

*Stainless steel (doors, panels, handles, product frames and interior surfaces) are covered by a limited 60-day parts and labor warranty for cosmetic defects.

*Replacement water filters and air purification cartridges are not covered by the product warranty.





SUB-ZERO

SUB-ZERO, INC. P.O. BOX 44848 MADISON, WI 53744 SUBZERO.COM 800.222.7820