

IF15/S

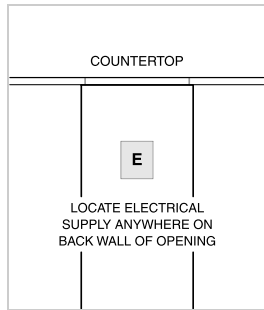
CARACTERÍSTICAS



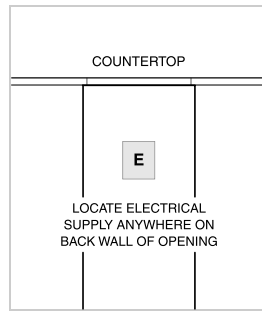
ESPECIFICACIONES DEL PRODUCTO

Modelo	IF15/S
Dimensiones	15"W x 13 1/2"H x 21"D
Peso	30 lbs
Suministro eléctrico	3-wire, 240/208 VAC, 60 Hz
Servicio eléctrico	Circuito dedicado de 15 amperes
Longitud del conducto	4 Feet
Largo del cable de alimentación	6 Feet

INSTALACIÓN ELÉCTRICA

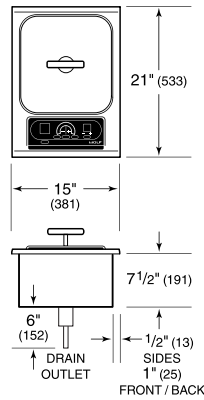


PLOMERÍA

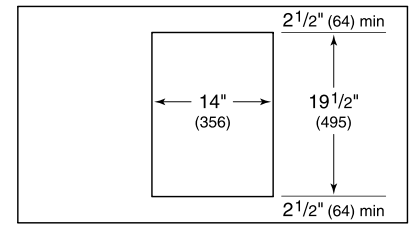


NOTE: Dimensions in parenthesis are in millimeters unless otherwise specified

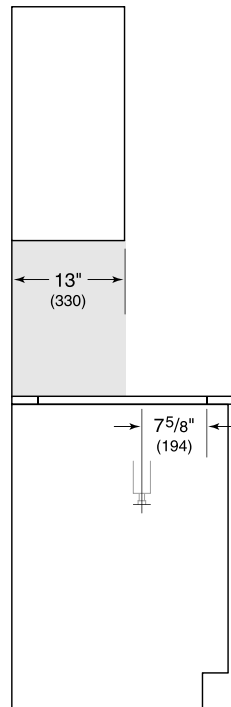
DIMENSIONES



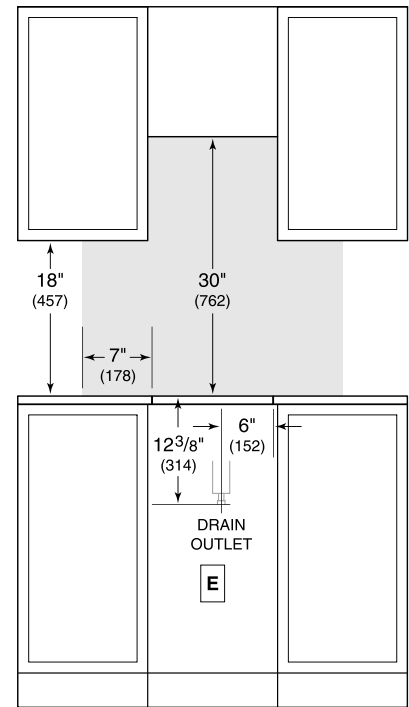
STANDARD INSTALACIÓN



COUNTERTOP CUT-OUT



SIDE VIEW



FRONT VIEW

NOTE: Shaded area above countertop indicates minimum clearance to combustible surfaces, combustible materials cannot be located within this area.