

C136560T/S

### CARACTERÍSTICAS

Sometido a rigurosas pruebas para décadas de uso

Asistencia excepcional de nuestro equipo de Atención al cliente

Wolf offers an industry-leading full two-year warranty on appliances, along with a limited five-year warranty.

Consistent, precise control and nearly instantaneous temperature response

More efficient heat transfer—energy is supplied directly to the cookware

Intuitive, full-color LCD touchscreen controls

17 power settings with half increment adjustments, plus a Boost Mode to produce rapid heat for 40% faster boil times

Bridging capabilities, independent cooking zone timers, and a pause feature for additional control and versatility

Cooktop controls lock automatically when not in use



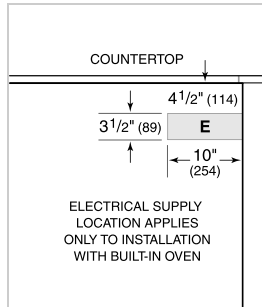
### ESPECIFICACIONES DE PLACA DE COCCIÓN

- Brushed stainless trim
- Black ceramic glass surface
- Sensor based simmer, melt, and keep warm modes
- Boost Mode for rapid heat
- 4 - 8" 2,100 W zone with 3,700 W Boost
- 1 - 11" 2,600 Watt element with 3,700 W boost

**ESPECIFICACIONES DEL PRODUCTO**

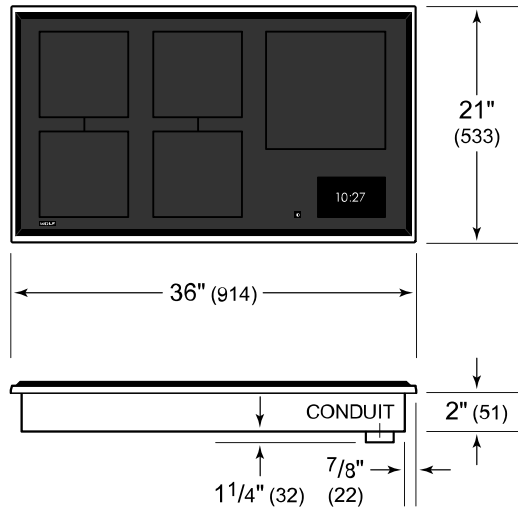
Modelo	CI36560T/S
Dimensiones	36"W x 2"H x 21"D
Suministro Eléctrico	3 hilos, 240/208 Vca, 60 Hz
Servicio Eléctrico	50 amp dedicated circuit
Longitud del Conductor	4 Feet

**ELÉCTRICO**

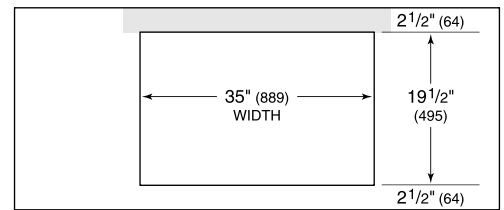


**NOTE:** Dimensions in parenthesis are in millimeters unless otherwise specified

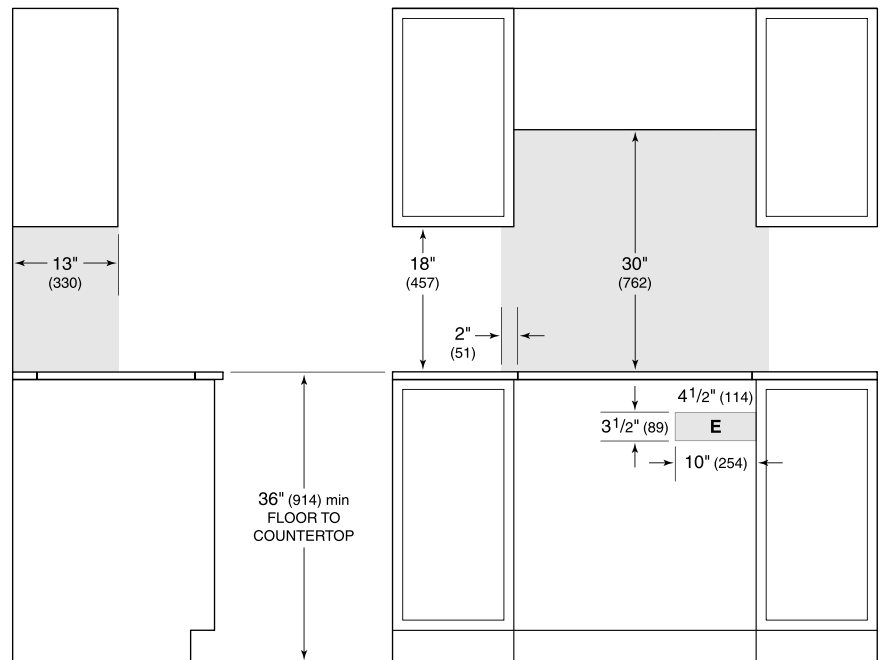
**DIMENSIONES**



**STANDARD INSTALACIÓN**



COUNTERTOP CUT-OUT



SIDE VIEW

FRONT VIEW

**NOTE:** Shaded area above countertop indicates minimum clearance to combustible surfaces, combustible materials cannot be located within this area. Electrical supply location only applies to installations with built-in oven.