

DEC1850W



CARACTERÍSTICAS

Offers any-occasion-59-bottle capacity

Easily customize settings with the tap of a finger via the conveniently accessible touch control panel

Store reds and whites in separate temperature zones that keep wines at proper serving temperatures, within one degree of setpoint

Full-extension wine racks provide easy access to standard-size bottles, half bottles, and magnums without agitating others

UV-resistant glass door shields wine from harmful light

Inventory tile system aids collection organization

Wi-Fi enabled features enable remote control of independent temperatures zones, provide important door-ajar notifications, and assist with remote service diagnostics—all from your mobile device

Sub-Zero offers an industry-leading full two-year warranty on appliances, along with a full five-year sealed system warranty and a limited twelve-year sealed system warranty

Accepts custom panels for an integrated look within cabinetry or stainless-steel accessory panels and handles to match other Sub-Zero, Wolf, and Cove products

ACCESORIOS

Cajón para guardar de 18 "

Carcasa lateral inoxidable

Etiquetas para Inventario de vino

Etiquetas para Inventario de vino - Personalizables

Kit de cerradura

Panel cava de acero inoxidable de 18" - Zoclo de 4", Jaladera Tubular, Bisagra Derecha con cerradura

Panel cava de acero inoxidable de 18" - Zoclo de 4", Jaladera Tubular, Bisagra Derecha con cerradura

Reduced Toekick Divider

Rejilla de vinos de postre

Dual Installation Kits

Stainless Steel Dual Installation Kickplates

Stainless Steel Door and Drawer Panels with Pro Handle

Stainless Steel Door and Drawer Panels with Tubular Handle

Stainless Steel Pro and Tubular Handles

Los electrodomésticos están disponibles a través de un comerciante autorizado. Para información de comerciante local, visite subzero-wolf.com/locator.



HANDLE ACCESSORIES

PRO



TUBULAR



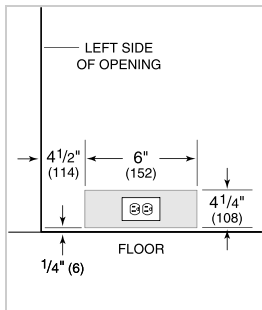
PROBANDO PROBANDO

bla bla bla

ESPECIFICACIONES DEL PRODUCTO

Modelo	DEC1850W
Dimensiones	18"W x 84"H x 24"D
Paso de Puertas	16 1/2"
Peso	350 lbs
Suministro Eléctrico	115 Vca, 60 Hz
Servicio Eléctrico	circuito dedicado de 15 amperios
Capacidad de Almacenamiento de Vino	59 Bottles
Receptáculo	3-prong grounding-type

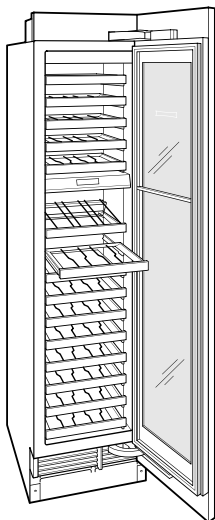
ELÉCTRICO



ESPECIFICACIONES DEL PANEL Para las especificaciones completas de los paneles incluyendo la anchura y altura, peso, requerimientos de espesor y detalles de compensación visite subzero-wolf.com/integratedconfigurator.

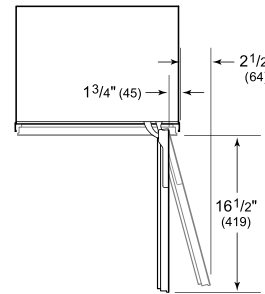
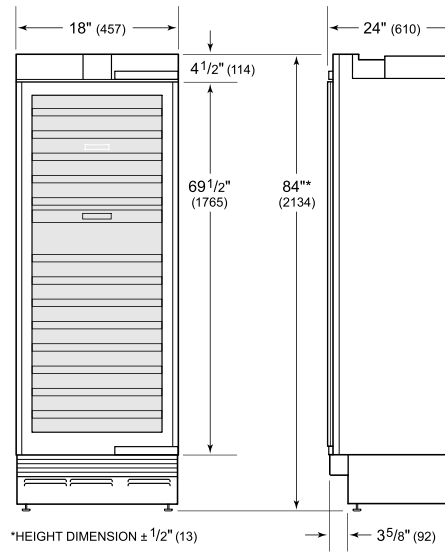
NOTE: Dimensions in parenthesis are in millimeters unless otherwise specified

VISTA INTERIOR

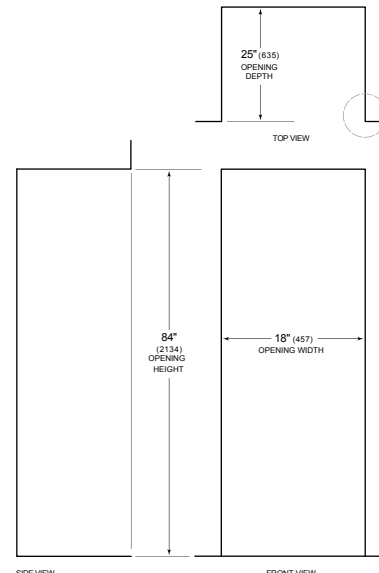


Esta ilustración es sólo para referencia y no debe representar el exterior del modelo especificado.

DIMENSIONES



STANDARD INSTALLATION



NOTE: 3 1/2\" (89) finished returns will be visible and should be finished to match cabinetry.

