

CL3650RID/O



CARACTERÍSTICAS

Split Climate™ intelligent cooling system revolutionizes Sub-Zero's already-superior preservation capabilities, keeping food even fresher for longer

ClearSight™ LED lighting system fully illuminates the interior and reduces shadows

Sleek stainless accents trim the interior, matching the sophistication of the exterior

Touch control panel is conveniently located for easy access at the tap of a finger

Night Mode optimizes the interior lighting based on the detected ambient light, reducing the brightness by 90% in dim environments

Delivers fresh, filtered water through an internal dispenser located discreetly within the refrigerator

Lift the base of the flip-up dairy compartments to store taller items on the shelf below

Position adjustable door bins at various heights to accommodate assorted items

Wi-Fi enabled features provide remote access from your mobile device

Accepts custom panels for an integrated look within cabinetry or stainless-steel accessory panels and handles to match other Sub-Zero, Wolf, and Cove products

Sub-Zero offers an industry-leading full two-year warranty on appliances, along with a full five-year sealed system warranty and a limited twelve-year sealed system warranty

ACCESORIOS

Air Purification Cartridge

Custom Front Panel Mounting Kit

Dual Installation Kit

Dual Installation Kit with 66" Grille Frame

Dual Installation Kit with 72" Grille Frame

Jaladera Tubular de 63 7/8"

Pro Handle

Pro Louvered Flush Inset Grille - 84"

Stainless Steel Flush Inset Door Panel with Pro Handle

Stainless Steel Flush Inset Door Panel with Tubular Handle

Stainless Steel Flush Inset Grille Panel

Placa de protección de acero inoxidable


Rejillas para altura de acabado de 83" o 88" (84 es el estándar)

Juego de montaje de panel lateral

Rejillas para altura de acabado de 83" o 88" (84 es el estándar)

Rejillas para altura de acabado de 83" o 88" (84 es el estándar)

Los electrodomésticos están disponibles a través de un comerciante autorizado. Para información de comerciante local, visite subzero-wolf.com/locator.



HANDLE ACCESSORIES

PRO



TUBULAR



DETALLES DEL PRODUCTO

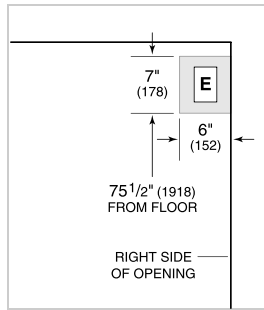
REFRIGERADOR

- 5 glass refrigerator shelves (4 adjustable; 1 stationary)
- 4 crisper drawers with removable dividers
- 5 refrigerator door bins (3 adjustable; 2 stationary)
- 1 flip-up dairy compartment
- Air purification system
- Internal water dispenser
- Water filtration system
- LED refrigerator lights

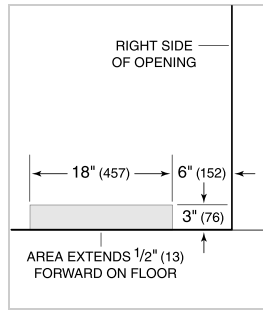
ESPECIFICACIONES DEL PRODUCTO

Modelo	CL3650RID/O
Dimensiones	36"W x 84"H x 24"D
Peso	517 lbs
Capacidad de Refrigerador	22.8 cu. ft.
Suministro Eléctrico	115 Vca, 60 Hz
Servicio Eléctrico	circuito dedicado de 15 amperios
Receptáculo	3-prong grounding-type

ELÉCTRICO



PLOMERÍA



ESPECIFICACIONES DEL PANEL Para las especificaciones completas de los paneles incluyendo la anchura y altura, peso, requerimientos de espesor y detalles de compensación visite subzero-wolf.com/builtinconfigurator.

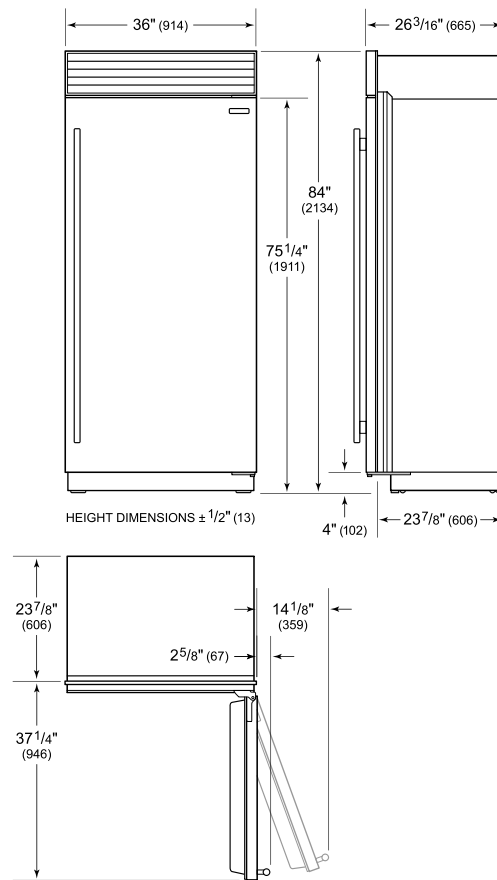
NOTE: Dimensions in parenthesis are in millimeters unless otherwise specified

VISTA INTERIOR

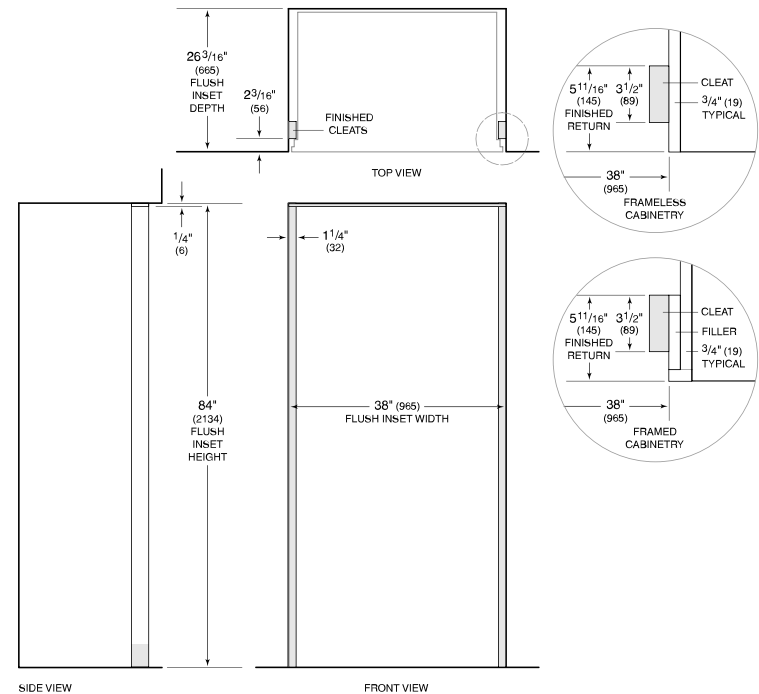


Esta ilustración es sólo para referencia y no debe representar el exterior del modelo especificado.

DIMENSIONES



FLUSH INSET INSTALLATION



NOTE: 3/16" (89) finished returns and shaded areas will be visible and should be finished to match cabinetry. Shaded line represents profile of unit with 3/4" (19) panel.