

CL3050U/O



## CARACTERÍSTICAS

Split Climate™ intelligent cooling system revolutionizes Sub-Zero's already-superior preservation capabilities, keeping food even fresher for longer

ClearSight™ LED lighting system fully illuminates the interior and reduces shadows

Sleek stainless accents trim the interior, matching the sophistication of the exterior

Touch control panel is conveniently located for easy access at the tap of a finger

Night Mode optimizes the interior lighting based on the detected ambient light, reducing the brightness by 90% in dim environments

Lift the base of the flip-up dairy compartments to store taller items on the shelf below

Filtered ice ready on-demand and activate Max Ice Mode to temporarily increase ice production

Position adjustable door bins at various heights to accommodate assorted items

Wi-Fi enabled features provide remote access from your mobile device

Accepts custom panels for an integrated look within cabinetry or stainless-steel accessory panels and handles to match other Sub-Zero, Wolf, and Cove products

Sub-Zero offers an industry-leading full two-year warranty on appliances, along with a full five-year sealed system warranty and a limited twelve-year sealed system warranty

## ACCESORIOS

Air Purification Cartridge

Custom Front Panel Mounting Kit

Dual Installation Kit

Dual Installation Kit with 60" Grille Frame

Dual Installation Kit with 66" Grille Frame

Jaladera Tubular de 44 1/4"

Pro Handle

Pro Handle

Pro Louvered Flush Inset Grille - 84"

Stainless Steel Flush Inset Door Panel with Pro Handle

Stainless Steel Flush Inset Door Panel with Tubular Handle

Stainless Steel Flush Inset Drawer Panel with Pro Handle

Stainless Steel Flush Inset Drawer Panel with Tubular Handle

Stainless Steel Flush Inset Grille Panel

Stainless Steel Kickplate

Tubular Handle

Placa de protección de acero inoxidable

Rejillas para altura de acabado de 83" o 88" (84 es el estándar)



## HANDLE ACCESSORIES

PRO



TUBULAR



## DETALLES DEL PRODUCTO

### REFRIGERADOR

- LED refrigerator and freezer lights
- 4 glass refrigerator shelves (3 adjustable; 1 stationary)
- 1 high-humidity crisper drawer with adjustable dividers
- 1 deli drawer with adjustable dividers
- 3 door bins (2 adjustable; 1 stationary)
- 1 adjustable dairy compartment

### CONGELADOR

- Cajón congelador de extensión total de despliegue
- Automatic ice maker with removable ice container

Juego de montaje de panel lateral

Los electrodomésticos están disponibles a través de un comerciante autorizado. Para información de comerciante local, visite [subzero-wolf.com/locator](https://subzero-wolf.com/locator).

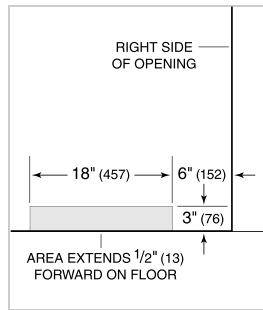
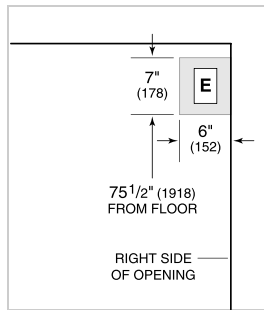
Specifications are subject to change without notice. This information was generated on October 4, 2022. Verify specifications prior to finalizing your cabinetry/enclosures.

**ESPECIFICACIONES DEL PRODUCTO**

Modelo	CL3050U/O
Dimensiones	30"W x 84"H x 24"D
Paso de Puertas	31 1/4"
Capacidad de Refrigerador	12.8 cu. ft.
Capacidad de Congelador	4.2 cu. ft.
Suministro Eléctrico	115 Vca, 60 Hz
Servicio Eléctrico	circuito dedicado de 15 amperios
Receptáculo	3-prong grounding-type

**ELÉCTRICO**


**PLOMERÍA**



**ESPECIFICACIONES DEL PANEL** Para las especificaciones completas de los paneles incluyendo la anchura y altura, peso, requerimientos de espesor y detalles de compensación visite [subzero-wolf.com/builtinconfigurator](http://subzero-wolf.com/builtinconfigurator).

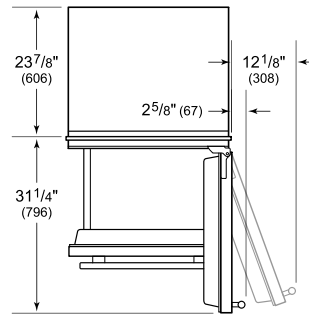
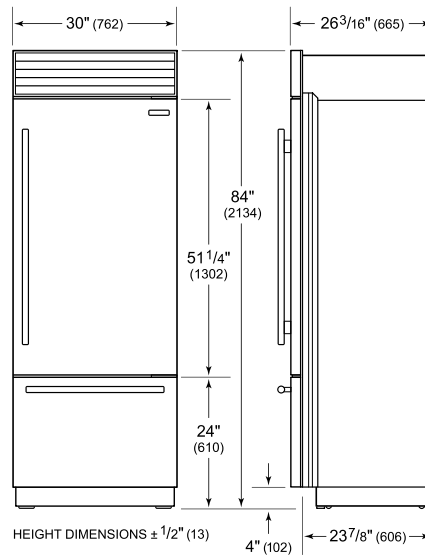
**NOTE:** Dimensions in parenthesis are in millimeters unless otherwise specified

**VISTA INTERIOR**

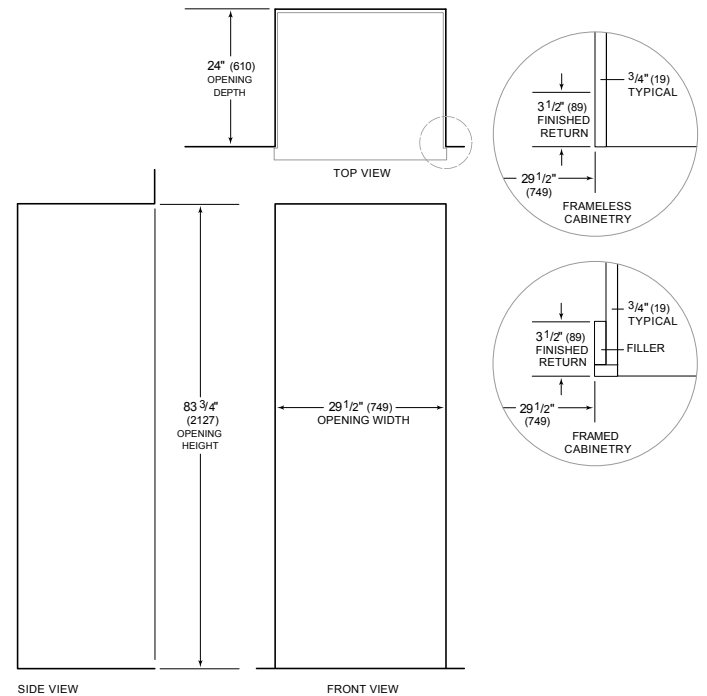


Esta ilustración es sólo para referencia y no debe representar el exterior del modelo especificado.

**DIMENSIONES**



**STANDARD INSTALLATION**



**NOTE:** 3 1/2" (89) finished returns will be visible and should be finished to match cabinetry. Shaded line represents profile of unit.